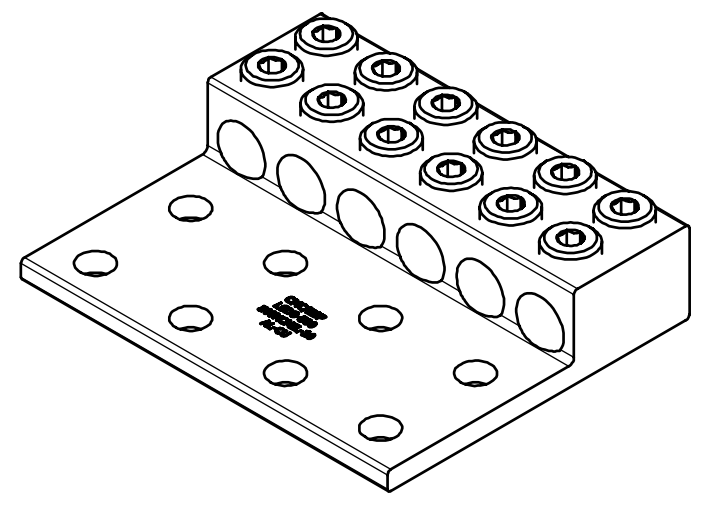
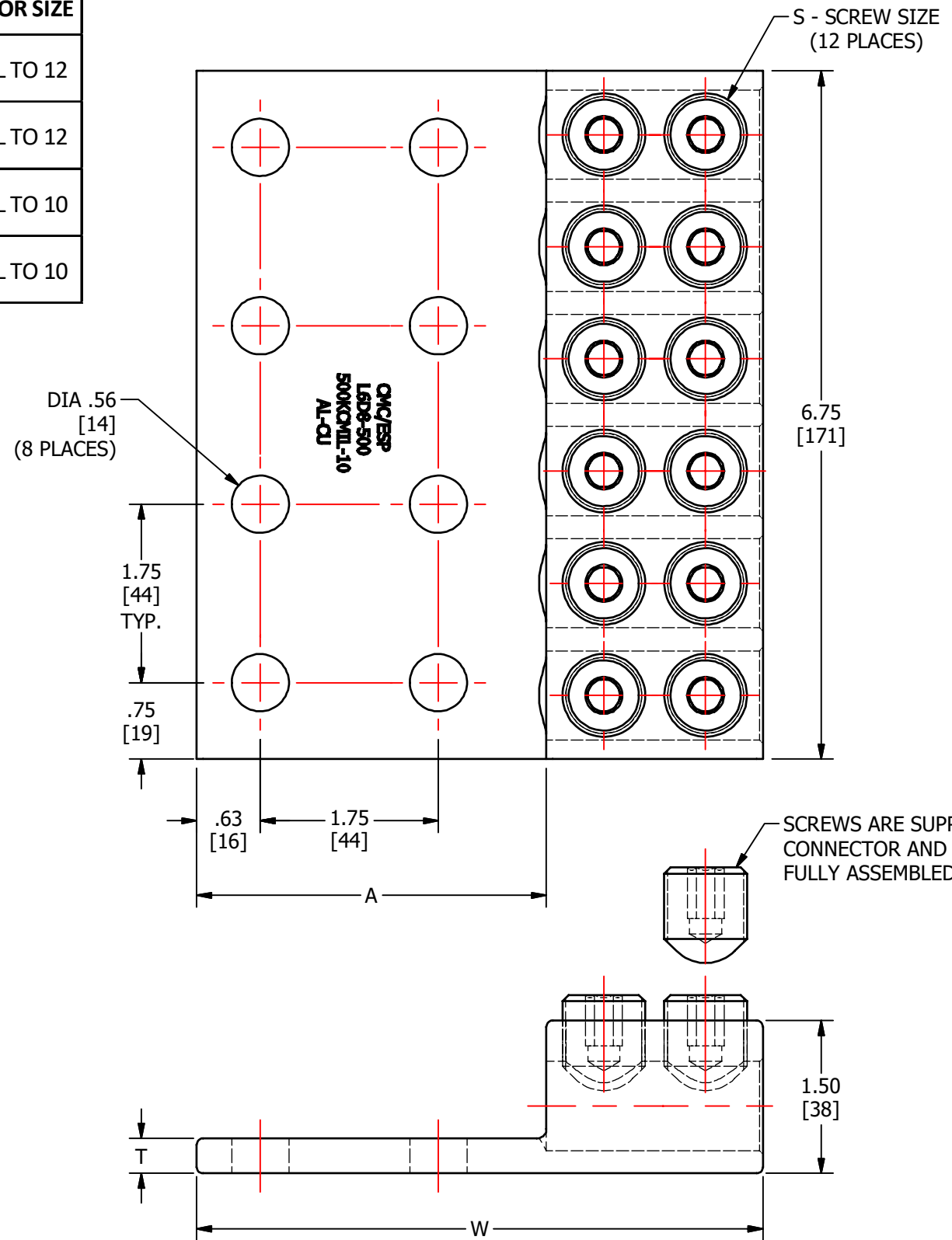


| S.NO | CATALOG NUMBER | W             | T            | A            | S        | CONDUCTOR SIZE  |
|------|----------------|---------------|--------------|--------------|----------|-----------------|
| 1    | L6D8-350       | 5.31<br>[135] | 0.38<br>[10] | 3.31<br>[84] | 11/16-16 | 350 KCMIL TO 12 |
| 2    | L6D8-350I      | 5.31<br>[135] | 0.38<br>[10] | 3.31<br>[84] | 11/16-16 | 350 KCMIL TO 12 |
| 3    | L6D8-500       | 5.56<br>[141] | 0.34<br>[9]  | 3.44<br>[87] | 13/16-16 | 500 KCMIL TO 10 |
| 4    | L6D8-500I      | 5.56<br>[141] | 0.34<br>[9]  | 3.44<br>[87] | 13/16-16 | 500 KCMIL TO 10 |



FINISH: CLEAR PLATE  
MATERIAL: ALUMINUM

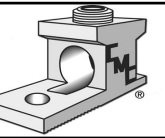
DUAL-RATED CONDUCTORS  
(ALUMINUM OR COPPER)

|                       |  |  |  |                          |  |   |  |                        |  |
|-----------------------|--|--|--|--------------------------|--|---|--|------------------------|--|
|                       |  |  |  | DRAWN BY: TS<br>09-20-19 |  | NAME OF PART:<br>TRANSFORMER CONNECTOR ASSEMBLY |  | CAT. NO.:<br>SEE TABLE |  |
|                       |  |  |  | CHECKED BY:              |  | DWG NO:<br>C58700108-0-S (CHARTED)              |  | B                      |  |
| A NEW DRAWING CREATED |  |  |  | 09-20-19                 |  | TS  |  | DRAWING NOT TO SCALE   |  |
| REV. DESCRIPTION      |  |  |  | ECN                      |  | DATE  |  | INIT.                  |  |
|                       |  |  |  |                          |  |   |  | SHEET NO: 1 OF 1       |  |

THIS INFORMATION IS PROPRIETARY TO CONNECTOR MFG. CO. AND IS NOT TO BE DISCLOSED OUTSIDE OF CONNECTOR MFG. CO. WITHOUT A CONFIDENTIALITY AGREEMENT



CONNECTOR MANUFACTURING CO.



HAMILTON, OHIO